


St. Helen Catholic Academy  
83-09 157<sup>th</sup> Avenue  
Howard Beach, NY 11414



Summer Packet  
Pre-K4 - Going to Kindergarten

## Summer Package

\*Please complete the package over the summer months!

\*There are 2 book reports included in this package please do one on a nonfiction book and one on a fiction book.

\*Also practice your addition, subtraction and sight words.


\*This packet is due on the first day of kindergarten.

Have a Wonderful and Safe Summer Break!



# Color By Sight Word

Use the code to color the cross.











new = purple	all = red
want = blue	yes = yellow

Name: \_\_\_\_\_

# Complete the Pattern

Look at each pattern below and then use the box on the right to complete the pattern.






Name \_\_\_\_\_

# Ice Cream Letter Matching

Directions: Write the matching capital letter.








Name \_\_\_\_\_

# Ice Cream Letter Matching

Directions: Write the matching capital letter.





Name \_\_\_\_\_

# Ice Cream Letter Matching

Directions: Write the matching capital letter.



Name \_\_\_\_\_

Directions

Look at the picture and write the digraph that completes the word.

# Digraph Dab




ch

sh

th

ba \_\_\_\_\_

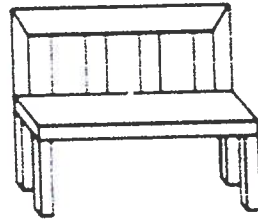


ch

sh

th

\_\_\_\_\_ips




ch

sh

th

ben\_\_\_\_\_




ch

sh

th

ca\_\_\_\_\_




ch

sh

th

\_\_\_\_\_orn

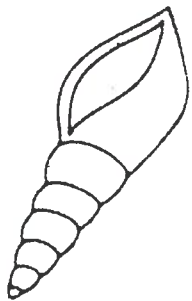


ch

sh

th

tra\_\_\_\_\_



ch

sh

th

\_\_\_\_\_ell



ch

sh

th

bea\_\_\_\_\_



ch

sh

th

ear\_\_\_\_\_


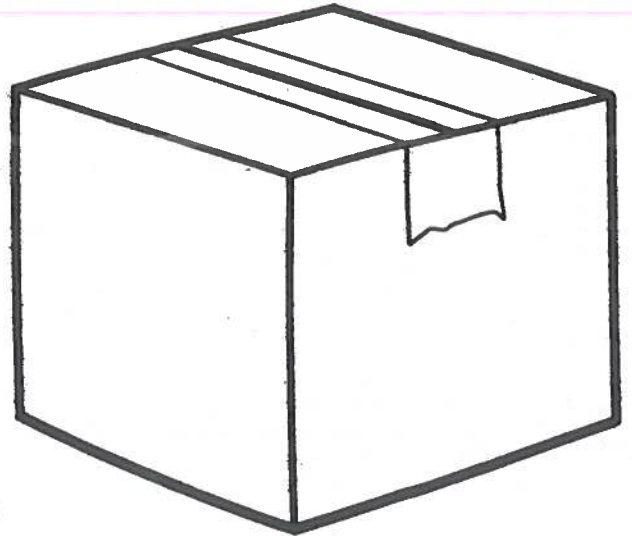





Name: \_\_\_\_\_

Language Arts

# Rhyming Words


Directions: Draw a line from the picture on the left to the rhyming picture on the right.




Name: \_\_\_\_\_ Language Arts

# Beginning Sounds


Directions : Look at each picture and find out what the beginning sound is. Write the beginning sound in the black space.




\_\_\_\_\_ ig  
\_\_\_\_\_  
\_\_\_\_\_




\_\_\_\_\_ at  
\_\_\_\_\_  
\_\_\_\_\_




\_\_\_\_\_ an  
\_\_\_\_\_  
\_\_\_\_\_




\_\_\_\_\_ eb  
\_\_\_\_\_  
\_\_\_\_\_




\_\_\_\_\_ ot  
\_\_\_\_\_  
\_\_\_\_\_




\_\_\_\_\_ ip  
\_\_\_\_\_  
\_\_\_\_\_




\_\_\_\_\_ ug  
\_\_\_\_\_  
\_\_\_\_\_



\_\_\_\_\_ ar  
\_\_\_\_\_  
\_\_\_\_\_



\_\_\_\_\_ ox  
\_\_\_\_\_  
\_\_\_\_\_



\_\_\_\_\_ eg  
\_\_\_\_\_  
\_\_\_\_\_

My name \_\_\_\_\_

## Follow the Rhyming Words

Color the rhyming words to help the family get to the pool.



sun

run

fun

so

play

you

sun

me

the

are

we

look

bun

much

is

can

fun

sun

run

and

eat

it

run

in

so

are

you

the

bun


play

in

we

fun

sun



Name: \_\_\_\_\_

# Beginning Word Sound

Write the correct letters to complete each word below.



\_\_\_\_\_

-----

at

\_\_\_\_\_




\_\_\_\_\_

-----

at

\_\_\_\_\_




\_\_\_\_\_

-----

at

\_\_\_\_\_



\_\_\_\_\_

-----

at

\_\_\_\_\_



\_\_\_\_\_

-----

at

\_\_\_\_\_



\_\_\_\_\_

-----

at


\_\_\_\_\_



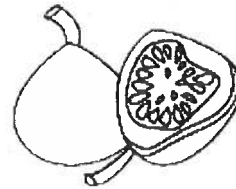
Name: \_\_\_\_\_

# Beginning Word Sound


Write the correct letters to complete each word below.



ig



ig




ig



ig



ig



ig


Name: \_\_\_\_\_

# Beginning Word Sound


Write the correct letters to complete each word below.



og



og




og



og



og



og

Name: \_\_\_\_\_

Math

# I Can Write My 123s

Directions : Write the numbers one through twenty. When you are done, say the numbers out loud.

1	2	3	4	5
6	7	8	9	10
11	12	13	14	15
16	17	18	19	20

Name: \_\_\_\_\_


# How tall is it?

Count how many squares tall each picture is, then write the number in the box.

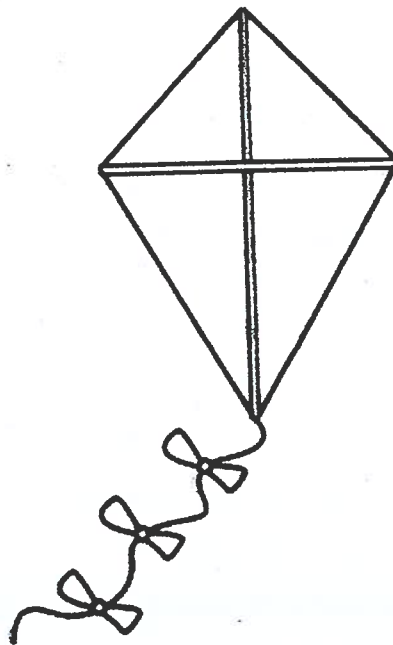
- 5
- 4
- 3
- 2
- 1




- 5
- 4
- 3
- 2
- 1



- 5
- 4
- 3
- 2
- 1



- 5
- 4
- 3
- 2
- 1





Name: \_\_\_\_\_

# Shape and Picture Match

Cut and paste each picture into the box of the correct shape.

square

circle

triangle

oval

hexagon

rectangle

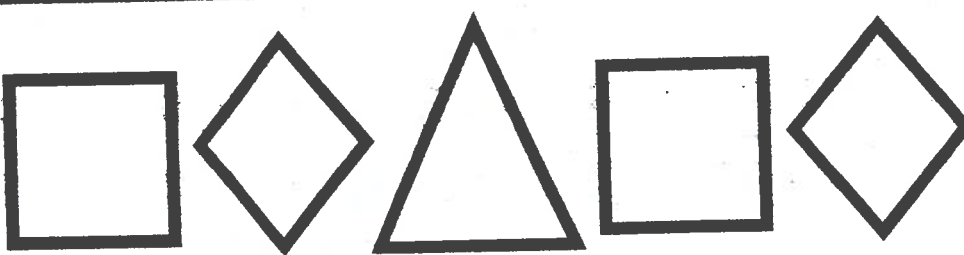
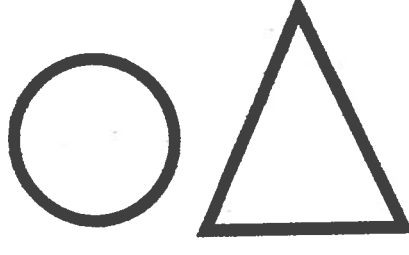
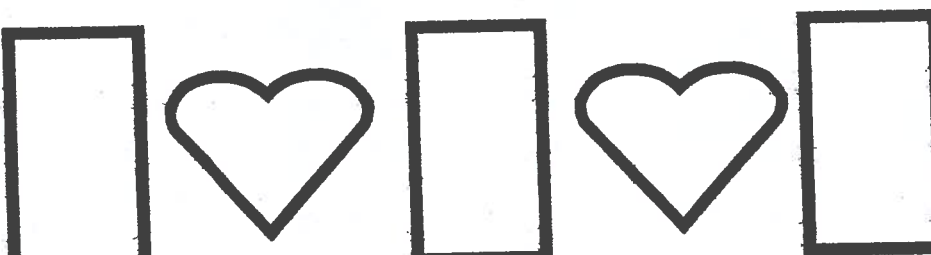



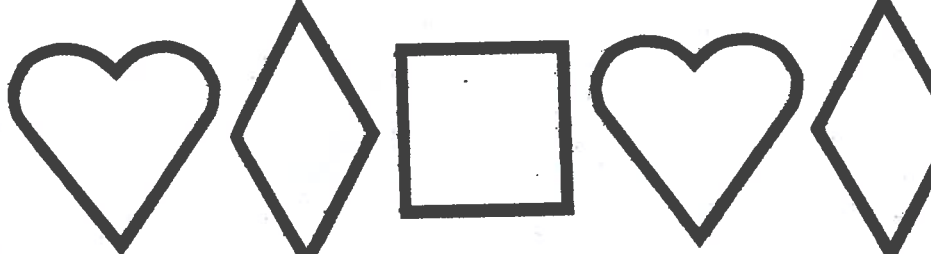





Name: \_\_\_\_\_

Math






# What's Next?

Directions: Look at the pattern for each row, in the first column.  
Color the shape that goes comes next in the second column.


	
	
	
	
	

# What pretty FISH!






How many pictures do you see? Add them up.



 + 






 = 




 + 






 = 





 + 






 = 






 + 

 = 

 + 

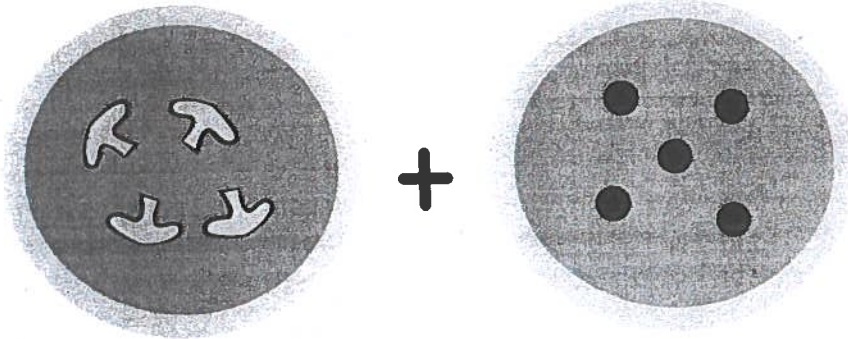
 =

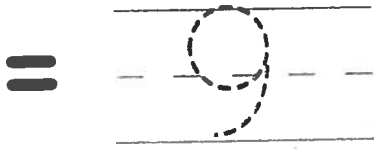
Name: \_\_\_\_\_

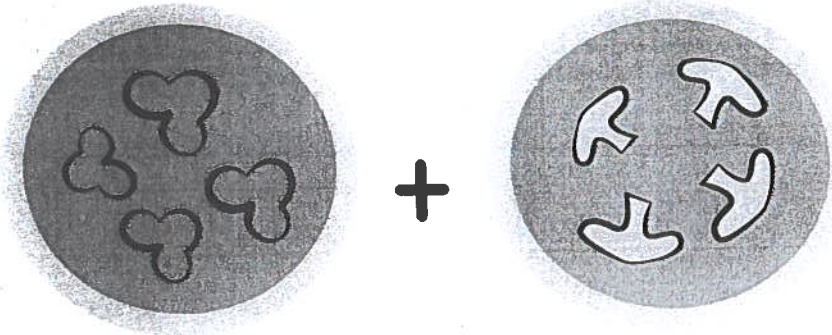
Date: \_\_\_\_\_

## Addition With Pictures: Pizza Toppings


Count all of the pizza toppings and add them together. Write down how many there are.



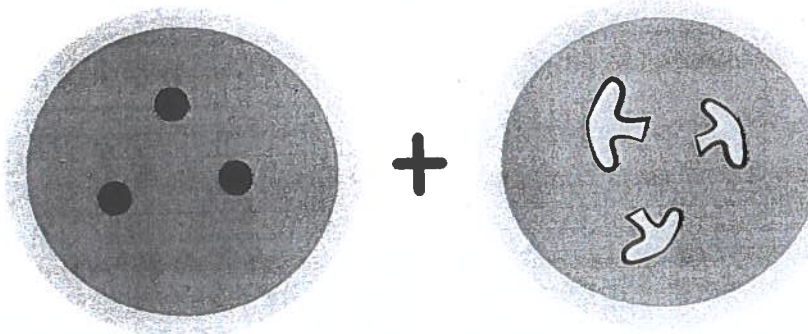
A pizza with 4 mushrooms + a pizza with 5 pepperoni slices = 



A pizza with 4 mushrooms + a pizza with 4 mushrooms = \_\_\_\_\_





A pizza with 5 mushrooms + a pizza with 5 mushrooms = \_\_\_\_\_







A pizza with 3 pepperoni slices + a pizza with 3 mushrooms = \_\_\_\_\_





# Addition



 +  =



 +  =



 +  =

 +  =

 +  =

 +  =

 +  =

 +  =

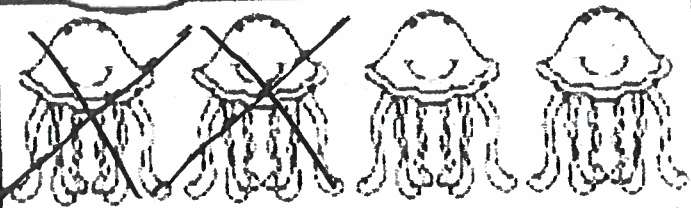


# Sea Creatures


Name \_\_\_\_\_

# Subtraction

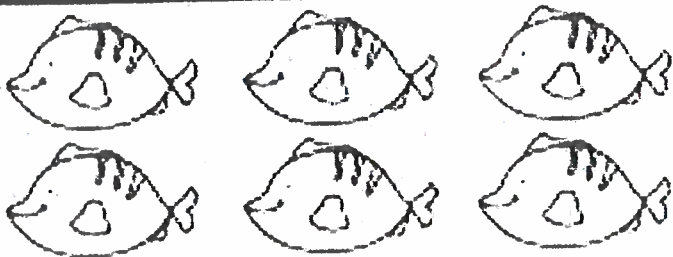
Directions: Use the pictures to solve the problems.



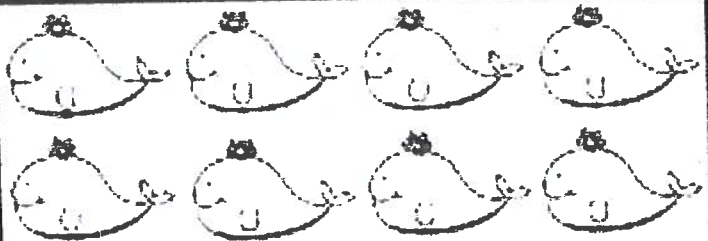
$$4 - 2 = \underline{\quad}$$



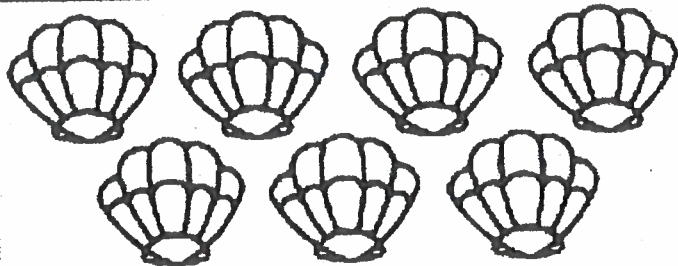
$$3 - 1 = \underline{\quad}$$



$$6 - 4 = \underline{\quad}$$




$$8 - 5 = \underline{\quad}$$



$$7 - 4 = \underline{\quad}$$



$$5 - 3 = \underline{\quad}$$



$$8 - 4 = \underline{\quad}$$

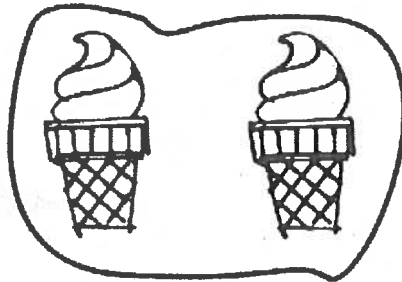


$$4 - 1 = \underline{\quad}$$


Name: \_\_\_\_\_

## Ice Cream Subtraction

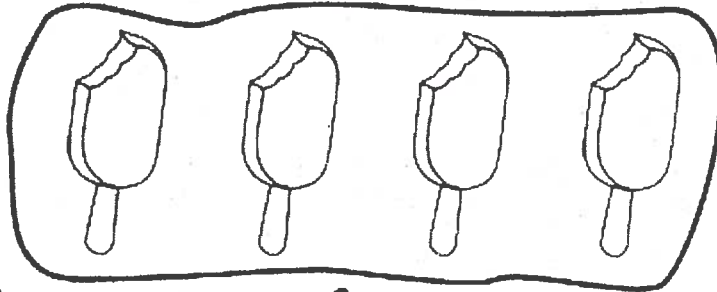
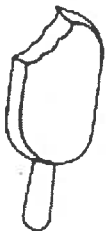
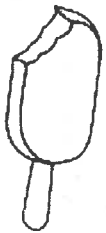
How many pictures do you see in each row if you remove the pictures that are circled?




$$5 - 2 =$$



$$4 - 3 =$$



$$6 - 4 =$$




$$7 - 3 =$$


Name: \_\_\_\_\_

# Picture Subtraction


Count, subtract and write the correct number in the box.



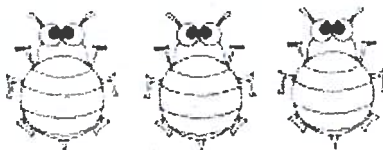
-




=



-




=



-



=



-



=



Use the sight words to color the picture.

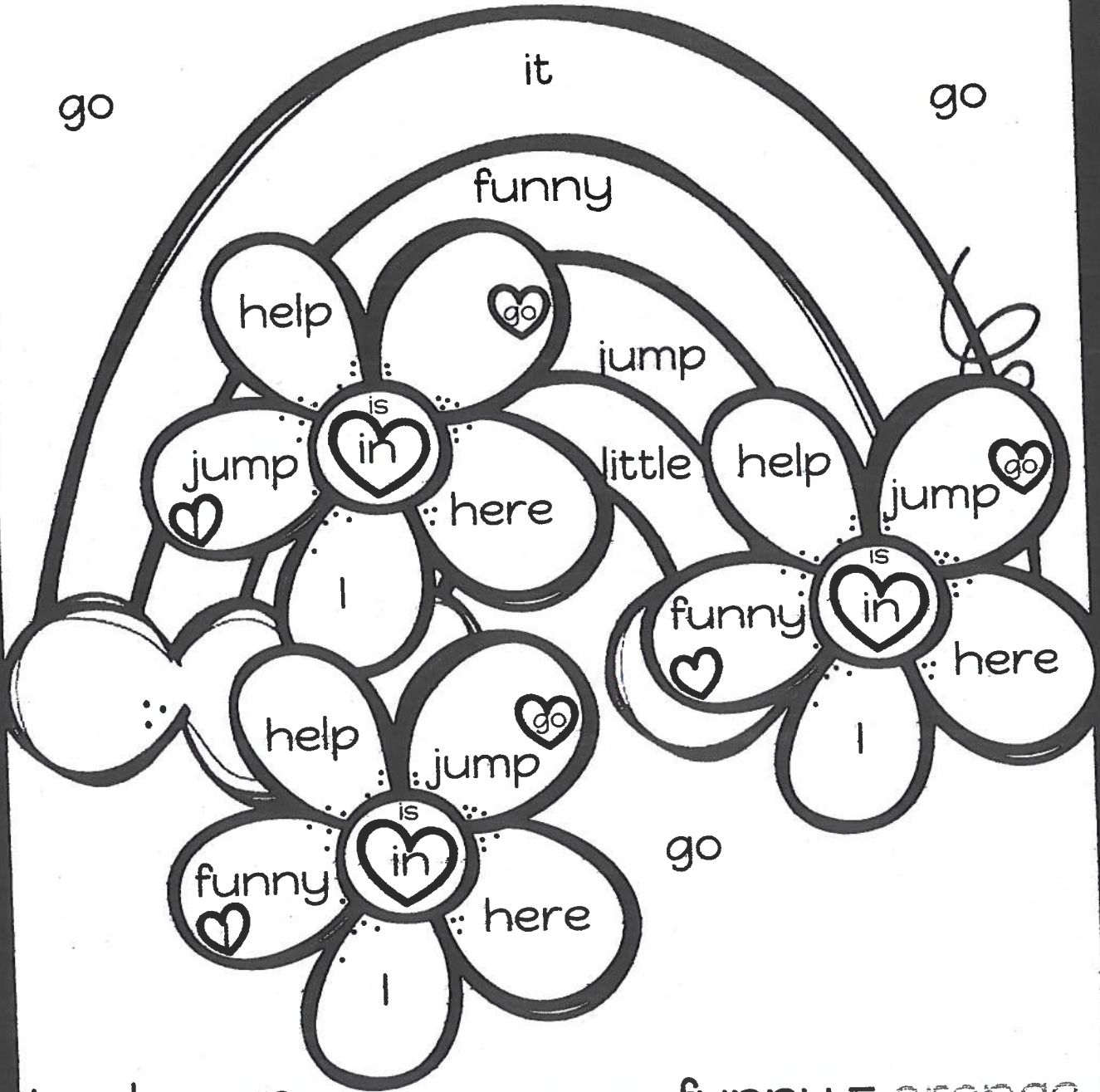


look = brown  
make = black  
me = red  
my =  
not = green

one = orange  
play = blue  
red = purple  
run = pink  
said = violet



Use the sight words to color the picture.



in = brown

is = black

it = red

jump =

little = green

funny = orange

go = blue


help = purple

here = pink

I = violet

Use the sight words to color the picture.

blue



big

blue



come

a

a

a

find

a

and

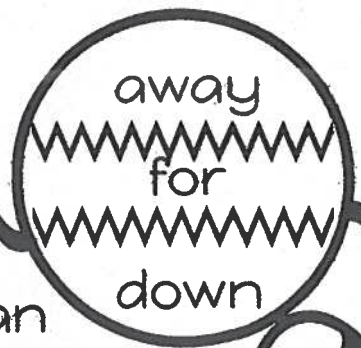
can

a

a

and

a




away

for

down

can



come


a = brown  
and = black  
away = red  
big =  
can = green

look

come = orange  
blue = blue  
down = purple  
find = pink  
for = violet



Use the sight words to color the picture.



see = brown  
the = black  
three = red  
to =  
two = green

up = orange  
we = blue  
where = purple  
yellow = pink  
you = violet



# Book Review

Title: \_\_\_\_\_

I think the book was:



Great!



Good



Okay



Bad

The book was about \_\_\_\_\_

---

---

---

---

Reviewed by: \_\_\_\_\_






# Book Review

Title: \_\_\_\_\_

I give this book \_\_\_\_\_ stars.



I think you \_\_\_\_\_ read this book.

I feel this way because \_\_\_\_\_

---

---

---

---

Reviewed by: \_\_\_\_\_



# Dolch Sight Words

## Pre-Kindergarten (40 words)

a  
and  
away  
big  
blue  
can  
come  
down  
find  
for  
funny  
go  
help  
here  
I  
in  
is  
it  
jump  
little

look  
make  
me  
my  
not  
one  
play  
red  
run  
said  
see  
the  
three  
to  
two  
up  
we  
where  
yellow  
you



# Dolch Sight Words

## Kindergarten (52 words)

all	out
am	please
are	pretty
at	ran
ate	ride
be	saw
black	say
brown	she
but	so
came	soon
did	that
do	there
eat	they
four	this
get	too
good	under
have	want
he	was
into	well
like	went
must	what
new	white
no	who
now	will
on	with
our	yes



